

2023



Round 6 : October 27 - 29

Phillip Island GP Circuit



ASBK.COM.AU f t i y

SUPERBIKE MASTERS

Race 3

Started at: 16:27:42

Laps: 5

Starters: 31

Posted at: 16:43

Date: 29/10/23  
 Event: R16  
 Weather: High cloud - Temp: 16.1C  
 Track: Dry - Temp: 31.3C

## PROVISIONAL CLASSIFICATION

Pos	No	Name	Class	Machine	Laps	Race Time	Behind Leader	Behind Prev	Fastest Lap	On Lap	Top Speed
1	52	Ryan TAYLOR (VIC) / Pablo's Motorcycle Tyres	P6F13	Suzuki GSXR 1100	5	8:36.093			1:41.753	3	257
2	43	Keo WATSON (NSW) / C & M M-cycles / Silkolene / Shark Leathers / Goodridge / Pheasant Wood Circuit	P6F13	Yamaha FZR 1000	5	8:36.575	.482	.482	1:41.349	2	264
3	29	Scott CAMPBELL (TAS) / LKA Workwear / RST / Alpinestars	P6F7	Honda RC30 750	5	8:37.000	.907	.425	1:41.386	4	255
4	36	Murray CLARK (QLD) / MCR	P6F13	Suzuki GSXR K 1127	5	8:38.607	2.514	1.607	1:42.056	4	258
5	89a	Jack PASSFIELD (NSW) / D Moto Motorcycle Engineering	P6F13	Yamaha FZR 1040	5	8:46.135	10.042	7.528	1:42.640	3	258
6	20	David JOHNSON (SA) / Carl Cox Motorsport / TT Motorcycles	P5UN	Suzuki Katana 1100	5	8:52.027	15.934	5.892	1:44.547	2	241
7	76	Scott WEBSTER (VIC) / T&K Carney / West Gippsland Auto Electrics	P5F1	Suzuki XR69 1200	5	8:53.098	17.005	1.071	1:44.492	3	241
8	49	Corey TURNER (QLD) / Classic Film Autos	P6F7	Suzuki GSX-R 750	5	8:59.554	23.461	6.456	1:46.325	3	238
9	2	Brad PHELAN (QLD) / Edge Competition / BPR	P5UN	Suzuki Katana 1100	5	9:12.225	36.132	12.671	1:49.253	3	245
10	63	Robert YOUNG (NSW) / Ron Young Engineering	P6F7	Ducati 888	5	9:21.867	45.774	9.642	1:50.369	2	236
11	23	Laurie FYFFE (NSW)	P5F1	Harris XR69	5	9:23.495	47.402	1.628	1:48.833	5	226
12	151	Phillip BEVAN (NSW)	P6F7	Honda VFR 750	5	9:24.599	48.506	1.104	1:49.994	5	229
13	75	Steven HARLEY (NSW)	P6F13	Bimota YB6 1000	5	9:26.175	50.082	1.576	1:50.344	5	233
14	778	Corey GLOCK (QLD)	P6F7	Suzuki GSXR 750	5	9:27.291	51.198	1.116	1:51.078	3	224
15	107	Roger GUNN (VIC) / Spice Consulting / Sunset Racing	P5F1	Suzuki XR69 1260	5	9:27.794	51.701	.503	1:51.008	2	234
16	3	Aaron BENNETT (NSW) / Well sprung / Sultana Solutions / Future Air Conditioning / MJ Functional	P5UN	Suzuki GSX 1290	5	9:33.219	57.126	5.425	1:51.009	2	248
17	45	Edwin HAAZER (VIC) / Spice Consulting / Sunset Racing	P5UN	Suzuki Katana 1170	5	9:33.245	57.152	.026	1:52.234	2	234
18	131	Paul RIGNEY (NSW) / HK31	P5UN	Kawasaki Z 1000	5	9:38.930	1:02.837	5.685	1:53.568	2	214
19	289	Mark POWELL (NSW) / Nutra Organics	P6F7	Ducati Twin 888	5	9:45.990	1:09.897	7.060	1:54.055	4	209
20	21	Denis ACKLAND (VIC)	P5UN	Kawasaki Z1000 1260	5	9:52.425	1:16.332	6.435	1:56.005	4	242
21	27	Lech BUDNIAK (NSW)	P6F13	Bimota YB8 1000	5	9:55.523	1:19.430	3.098	1:56.284	3	217
22	7	Damion DAVIS (NSW) / Lennox Floors	P5F1	Suzuki TR 750	5	9:58.719	1:22.626	3.196	1:56.790	2	217
23	82	Russell COUTTS (QLD) / Fonzie Abbott Coffee	P5UN	Suzuki GSX 1170	5	10:05.636	1:29.543	6.917	1:58.792	3	211
24	747	Allen BROMLEY (QLD) / Twisted Wrist	P5UN	Suzuki GSXR 1170	5	10:06.188	1:30.095	.552	1:56.547	5	210
25	64	Paul PARLETT (NSW) / SP Race Engines	P5F1	Suzuki XR69 1100	5	10:07.362	1:31.269	1.174	1:58.613	3	213
26	22	Karen WEBB (TAS) / SKI Investments	P6F7	Suzuki GSX-R 750	5	10:14.533	1:38.440	7.171	2:00.039	4	212
27	816	Darren LARK (VIC) / Red-Mist Motorcycle Accessories	P6F7	Kawasaki ZXR 750	4	9:04.057	1 Lap		2:13.173	2	189
DNF	73	Glenn CRUTCHLEY (VIC)	P5F1	Kawasaki Z1000 1200	3	5:57.335	1 Lap		1:53.336	3	225
DNF	50	Glenn HINDLE (NSW) / Goulburn Power Centre	P5F1	Suzuki XR69 1170	3	6:07.848	1 Lap	10.513	1:48.015	2	236
DNF	164	Ian SHORT (VIC) / Motoheaven / Doyle & Shields / James O'hagen Photography / Eastern Signs	P5F1	Harris CMR 1170	1	1:59.024	3 Laps		1:59.024	1	232
DNF	90	Michael MOLONEY (VIC) / Toss Dog Racing	P5UN	Suzuki GSX 1170	1	2:02.420	3 Laps	3.396	2:02.420	1	232

Fastest Lap was 1:41.349 by Keo WATSON (NSW)

\*\*\* Rider 73 (Glenn CRUTCHLEY (VIC)) - 10 second penalty imposed by Clerk of Course for jumped start \*\*\*

The results are provisional until the end of the time limit for protests and appeals.

*Scott Laing*  
 Chief Timekeeper - Scott Laing

*Tom Williams*  
 Race Director - Tom Williams



www.computime.com.au  
 COMPUTIME RACE TIMING SYSTEMS PTY LTD



**2023****Round 6 : October 27 - 29****Phillip Island GP Circuit****SUPERBIKE MASTERS****Race 3**

Date: 29/10/23  
 Event: R16  
 Weather: High cloud - Temp: 16.1C  
 Track: Dry - Temp: 31.3C

Started at: 16:27:42  
 Laps: 5  
 Starters: 31  
 Posted at: 16:43


**PROVISIONAL LAP TIMES**

No	Name	Lap 1	Lap 2	Lap 3	Lap 4	Lap 5
2	Brad PHELAN (QLD)	1:54.944	1:49.261	<b>1:49.253</b>	1:49.422	1:49.345
3	Aaron BENNETT (NSW)	1:57.343	<b>1:51.009</b>	1:52.487	1:54.320	1:58.060
7	Damion DAVIS (NSW)	2:04.430	<b>1:56.790</b>	1:57.306	1:57.126	2:03.067
20	David JOHNSON (SA)	1:49.100	<b>1:44.547</b>	1:45.411	1:47.991	1:44.978
21	Denis ACKLAND (VIC)	2:04.872	1:56.672	1:57.369	<b>1:56.005</b>	1:57.507
22	Karen WEBB (TAS)	2:10.668	2:01.682	2:00.390	<b>2:00.039</b>	2:01.754
23	Laurie FYFFE (NSW)	2:02.417	1:50.848	1:50.323	1:51.074	<b>1:48.833</b>
27	Lech BUDNIAK (NSW)	2:08.913	1:56.699	<b>1:56.284</b>	1:56.921	1:56.706
29	Scott CAMPBELL (TAS)	1:49.109	1:42.625	1:41.463	<b>1:41.386</b>	1:42.417
36	Murray CLARK (QLD)	1:49.219	1:42.371	1:42.360	<b>1:42.056</b>	1:42.601
43	Keo WATSON (NSW)	1:48.548	<b>1:41.349</b>	1:41.648	1:42.526	1:42.504
45	Edwin HAAZER (VIC)	2:01.376	<b>1:52.234</b>	1:52.664	1:53.594	1:53.377
49	Corey TURNER (QLD)	1:52.350	1:46.739	<b>1:46.325</b>	1:47.128	1:47.012
50	Glenn HINDLE (NSW)	1:54.851	<b>1:48.015</b>	2:24.982		
52	Ryan TAYLOR (VIC)	1:47.829	1:42.225	<b>1:41.753</b>	1:42.016	1:42.270
63	Robert YOUNG (NSW)	1:58.224	<b>1:50.369</b>	1:51.131	1:51.151	1:50.992
64	Paul PARLETT (NSW)	2:10.386	1:58.770	<b>1:58.613</b>	2:00.405	1:59.188
73	Glenn CRUTCHLEY (VIC)	2:00.155	1:53.844	<b>1:53.336</b>		
75	Steven HARLEY (NSW)	1:58.980	1:52.872	1:51.669	1:52.310	<b>1:50.344</b>
76	Scott WEBSTER (VIC)	1:52.357	1:45.390	<b>1:44.492</b>	1:45.162	1:45.697
82	Russell COUTTS (QLD)	2:07.814	1:59.144	<b>1:58.792</b>	2:00.048	1:59.838
89a	Jack PASSFIELD (NSW)	1:53.674	1:43.510	<b>1:42.640</b>	1:42.892	1:43.419
90	Michael MOLONEY (VIC)		<b>2:02.420</b>			
107	Roger GUNN (VIC)	2:00.196	<b>1:51.008</b>	1:51.023	1:54.122	1:51.445
131	Paul RIGNEY (NSW)	2:02.644	<b>1:53.568</b>	1:53.981	1:54.589	1:54.148
151	Phillip BEVAN (NSW)	1:58.027	1:52.949	1:50.879	1:52.750	<b>1:49.994</b>
164	Ian SHORT (VIC)		<b>1:59.024</b>			
289	Mark POWELL (NSW)	2:05.316	1:56.502	1:55.342	<b>1:54.055</b>	1:54.775
747	Allen BROMLEY (QLD)	2:10.692	2:00.262	1:59.570	1:59.117	<b>1:56.547</b>
778	Corey GLOCK (QLD)	2:00.020	1:52.292	<b>1:51.078</b>	1:52.765	1:51.136
816	Darren LARK (VIC)	2:20.177	<b>2:13.173</b>	2:13.385	2:17.322	

\*\*\* Rider 73 (Glenn CRUTCHLEY (VIC)) - 10 second penalty imposed by Clerk of Course for jumped start \*\*\*

The results are provisional until the end of the time limit for protests and appeals.

  
 Chief Timekeeper - Scott Laing

  
 Race Director - Tom Williams



**www.computime.com.au**  
**COMPUTIME RACE TIMING SYSTEMS PTY LTD**



2023



Round 6 : October 27 - 29

Phillip Island GP Circuit



ASBK.COM.AU f t i y

## SUPERBIKE MASTERS

## Race 3

Date: 29/10/23  
 Event: R16  
 Weather: High cloud - Temp: 16.1C  
 Track: Dry - Temp: 31.3C

Started at: 16:27:42  
 Laps: 5  
 Starters: 31  
 Posted at: 16:43

## PROVISIONAL SPLIT TIMES

Lap	Split 1	Split 2	Split 3	Split 4	Lap Time	Spd	Lap	Split 1	Split 2	Split 3	Split 4	Lap Time	Spd
<b>2 Brad PHELAN (QLD) (9th)</b>							2	29.903	35.465	23.193	33.121	2:01.682	212
1	32.374	31.842	20.644	30.084	1:54.944	193	3	29.383	35.479	22.752	<b>32.776</b>	2:00.390	208
2	<b>26.190</b>	32.210	20.784	<b>30.077</b>	1:49.261	245	4	29.589	<b>35.047</b>	<b>22.571</b>	32.832	<b>2:00.039</b>	204
3	26.519	<b>31.696</b>	20.765	30.273	<b>1:49.253</b>	238	5	<b>29.352</b>	35.706	23.612	33.084	2:01.754	200
4	26.769	31.831	20.719	30.103	1:49.422	234	<b>23 Laurie FYFFE (NSW) (11th)</b>						
5	26.638	31.921	<b>20.540</b>	30.246	1:49.345	231	1	36.944	33.537	21.567	30.369	2:02.417	173
<b>3 Aaron BENNETT (NSW) (16th)</b>							2	26.779	32.493	21.076	30.500	1:50.848	216
1	33.477	32.485	20.628	30.753	1:57.343	202	3	26.534	31.847	21.597	30.345	1:50.323	220
2	<b>26.585</b>	32.566	<b>20.812</b>	<b>31.046</b>	<b>1:51.009</b>	248	4	27.185	32.445	20.634	30.810	1:51.074	211
3	26.763	<b>32.552</b>	21.370	31.802	1:52.487	241	5	<b>26.306</b>	<b>31.768</b>	<b>20.431</b>	<b>30.328</b>	<b>1:48.833</b>	226
4	27.487	33.591	21.618	31.624	1:54.320	239	<b>27 Lech BUDNIAK (NSW) (21th)</b>						
5	28.530	35.030	22.147	32.353	1:58.060	223	1	39.188	35.179	22.623	31.923	2:08.913	162
<b>7 Damion DAVIS (NSW) (22th)</b>							2	28.453	33.682	22.457	32.107	1:56.699	205
1	36.259	34.065	22.180	31.926	2:04.430	187	3	28.414	<b>33.608</b>	22.178	<b>32.084</b>	<b>1:56.284</b>	217
2	<b>28.825</b>	33.434	22.351	<b>32.180</b>	<b>1:56.790</b>	217	4	<b>28.378</b>	33.822	22.415	32.306	1:56.921	214
3	28.947	33.527	22.192	32.640	1:57.306	209	5	28.539	33.837	<b>21.978</b>	32.352	1:56.706	213
4	29.144	<b>33.173</b>	<b>22.046</b>	32.763	1:57.126	208	<b>29 Scott CAMPBELL (TAS) (3rd)</b>						
5	29.117	39.435	22.244	32.271	2:03.067	208	1	30.497	30.100	19.860	28.652	1:49.109	194
<b>20 David JOHNSON (SA) (6th)</b>							2	25.150	29.813	19.360	28.302	1:42.625	245
1	30.380	30.143	19.609	28.968	1:49.100	196	3	24.752	<b>29.173</b>	19.302	28.236	1:41.463	255
2	<b>24.934</b>	30.645	<b>19.822</b>	<b>29.146</b>	<b>1:44.547</b>	241	4	<b>24.598</b>	29.343	<b>19.278</b>	<b>28.167</b>	<b>1:41.386</b>	245
3	25.128	30.616	20.120	29.547	1:45.411	241	5	24.824	29.543	19.404	28.646	1:42.417	248
4	26.206	31.601	20.545	29.639	1:47.991	236	<b>36 Murray CLARK (QLD) (4th)</b>						
5	25.035	<b>30.528</b>	20.186	29.229	1:44.978	237	1	31.139	30.153	19.722	28.205	1:49.219	200
<b>21 Denis ACKLAND (VIC) (20th)</b>							2	24.862	29.872	19.292	<b>28.345</b>	1:42.371	253
1	35.885	34.180	22.410	32.397	2:04.872	202	3	24.784	29.904	<b>19.177</b>	28.495	1:42.360	258
2	<b>27.855</b>	33.627	22.651	<b>32.539</b>	1:56.672	242	4	<b>24.690</b>	<b>29.594</b>	19.394	28.378	<b>1:42.056</b>	256
3	27.865	33.730	22.393	33.381	1:57.369	239	5	24.804	29.795	19.484	28.518	1:42.601	256
4	28.049	<b>33.465</b>	<b>21.790</b>	32.701	<b>1:56.005</b>	231	<b>43 Keo WATSON (NSW) (2nd)</b>						
5	28.143	33.950	22.385	33.029	1:57.507	238	1	29.676	31.148	19.407	28.317	1:48.548	206
<b>22 Karen WEBB (TAS) (26th)</b>							2	24.321	<b>29.223</b>	<b>19.421</b>	28.384	<b>1:41.349</b>	264
1	38.671	35.540	22.866	33.591	2:10.668	178	3	<b>24.301</b>	29.363	19.451	28.533	1:41.648	261

*Scott Laing*  
 Chief Timekeeper - Scott Laing

*Tom Williams*  
 Race Director - Tom Williams



www.computime.com.au  
 COMPUTIME RACE TIMING SYSTEMS PTY LTD



2023



Round 6 : October 27 - 29

Phillip Island GP Circuit



ASBK.COM.AU f t i y

## SUPERBIKE MASTERS

## Race 3

Started at: 16:27:42

Laps: 5

Starters: 31

Posted at: 16:43

Date: 29/10/23  
 Event: R16  
 Weather: High cloud - Temp: 16.1C  
 Track: Dry - Temp: 31.3C

## PROVISIONAL SPLIT TIMES

Lap	Split 1	Split 2	Split 3	Split 4	Lap Time	Spd	Lap	Split 1	Split 2	Split 3	Split 4	Lap Time	Spd
4	24.648	29.409	19.532	28.937	1:42.526	260	1	38.821	35.796	22.928	32.841	2:10.386	166
5	25.016	29.592	19.556	<b>28.340</b>	1:42.504	250	2	<b>28.964</b>	34.795	22.544	32.467	1:58.770	213
							3	29.111	<b>34.145</b>	22.941	32.416	<b>1:58.613</b>	205
<b>45 Edwin HAAZER (VIC) (17th)</b>							4	29.872	34.599	22.937	32.997	2:00.405	206
1	34.893	33.626	22.056	30.801	2:01.376	182	5	29.671	34.656	<b>22.487</b>	<b>32.374</b>	1:59.188	201
2	27.189	<b>32.607</b>	<b>21.362</b>	<b>31.076</b>	<b>1:52.234</b>	228							
3	<b>27.082</b>	32.924	21.368	31.290	1:52.664	234	<b>73 Glenn CRUTCHLEY (VIC) (DNF)</b>						
4	27.259	33.426	21.385	31.524	1:53.594	227	1	34.269	33.388	21.474	31.024	2:00.155	191
5	27.145	32.896	21.776	31.560	1:53.377	225	2	28.042	33.368	<b>21.582</b>	<b>30.852</b>	1:53.844	216
							3	<b>27.364</b>	<b>33.166</b>	21.905	30.901	<b>1:53.336</b>	225
<b>49 Corey TURNER (QLD) (8th)</b>							<b>75 Steven HARLEY (NSW) (13th)</b>						
1	31.701	30.691	20.235	29.723	1:52.350	187	1	34.457	32.757	21.133	30.633	1:58.980	197
2	26.237	30.908	<b>20.095</b>	<b>29.499</b>	1:46.739	238	2	27.428	32.582	21.639	31.223	1:52.872	219
3	<b>25.768</b>	<b>30.678</b>	20.167	29.712	<b>1:46.325</b>	235	3	26.955	32.282	21.882	<b>30.550</b>	1:51.669	220
4	25.792	31.147	20.374	29.815	1:47.128	232	4	27.022	33.111	21.328	30.849	1:52.310	223
5	25.841	30.794	20.287	30.090	1:47.012	232	5	<b>26.663</b>	<b>31.954</b>	<b>20.806</b>	30.921	<b>1:50.344</b>	233
<b>50 Glenn HINDLE (NSW) (DNF)</b>							<b>76 Scott WEBSTER (VIC) (7th)</b>						
1	32.769	31.820	20.502	29.760	1:54.851	199	1	32.291	30.816	20.112	29.138	1:52.357	199
2	26.373	<b>31.620</b>	<b>20.243</b>	<b>29.779</b>	<b>1:48.015</b>	236	2	25.945	30.796	19.790	<b>28.859</b>	1:45.390	241
3	<b>26.332</b>	35.087	39.133	44.430	2:24.982	228	3	25.126	30.754	<b>19.572</b>	29.040	<b>1:44.492</b>	241
							4	25.699	<b>30.417</b>	20.082	28.964	1:45.162	237
<b>52 Ryan TAYLOR (VIC) (1st)</b>							5	<b>25.077</b>	31.374	20.069	29.177	1:45.697	238
1	30.116	29.647	19.379	28.687	1:47.829	196	<b>82 Russell COUTTS (QLD) (23th)</b>						
2	24.912	29.645	19.336	28.332	1:42.225	249	1	37.603	34.613	22.421	33.177	2:07.814	173
3	24.717	29.590	<b>19.181</b>	<b>28.265</b>	<b>1:41.753</b>	247	2	28.862	34.652	22.826	<b>32.804</b>	1:59.144	209
4	<b>24.530</b>	29.486	19.368	28.632	1:42.016	257	3	28.813	<b>34.440</b>	<b>22.242</b>	33.297	<b>1:58.792</b>	211
5	24.834	<b>29.429</b>	19.315	28.692	1:42.270	250	4	<b>28.723</b>	34.896	23.093	33.336	2:00.048	211
<b>63 Robert YOUNG (NSW) (10th)</b>							5	29.113	34.860	22.696	33.169	1:59.838	208
1	34.376	32.273	20.870	30.705	1:58.224	194	<b>89a Jack PASSFIELD (NSW) (5th)</b>						
2	<b>26.802</b>	<b>32.110</b>	<b>20.923</b>	<b>30.534</b>	<b>1:50.369</b>	223	1	33.513	31.242	19.974	28.945	1:53.674	220
3	26.921	32.281	21.207	30.722	1:51.131	230	2	25.089	30.042	19.764	28.615	1:43.510	258
4	27.055	32.149	21.177	30.770	1:51.151	236	3	24.678	29.896	<b>19.517</b>	<b>28.549</b>	<b>1:42.640</b>	254
5	26.891	32.117	21.196	30.788	1:50.992	235	4	<b>24.646</b>	29.922	19.647	28.677	1:42.892	256
<b>64 Paul PARLETT (NSW) (25th)</b>													

*Scott Laing*  
 Chief Timekeeper - Scott Laing

*Tom Williams*  
 Race Director - Tom Williams



www.computime.com.au  
 COMPUTIME RACE TIMING SYSTEMS PTY LTD



2023

Round 6 : October 27 - 29

Phillip Island GP Circuit



SUPERBIKE MASTERS

Race 3

Date: 29/10/23  
 Event: R16  
 Weather: High cloud - Temp: 16.1C  
 Track: Dry - Temp: 31.3C

Started at: 16:27:42  
 Laps: 5  
 Starters: 31  
 Posted at: 16:43

PROVISIONAL SPLIT TIMES

Lap	Split 1	Split 2	Split 3	Split 4	Lap Time	Spd	Lap	Split 1	Split 2	Split 3	Split 4	Lap Time	Spd
5	24.802	<b>29.890</b>	19.805	28.922	1:43.419	252	289 Mark POWELL (NSW) (19th)						
							1	37.616	33.305	22.032	32.363	2:05.316	183
							2	28.085	33.517	22.522	32.378	1:56.502	209
90 Michael MOLONEY (VIC) (DNF)							3	28.315	33.178	22.197	31.652	1:55.342	209
1	36.351	33.694	21.434	30.941	<b>2:02.420</b>	190	4	<b>27.903</b>	<b>33.029</b>	<b>21.259</b>	31.864	<b>1:54.055</b>	209
107 Roger GUNN (VIC) (15th)							5	28.096	33.567	21.590	<b>31.522</b>	1:54.775	201
1	36.445	32.596	21.165	29.990	2:00.196	203	747 Allen BROMLEY (QLD) (24th)						
2	27.370	32.424	<b>20.742</b>	30.472	<b>1:51.008</b>	234	1	38.924	35.987	23.085	32.696	2:10.692	174
3	<b>26.735</b>	32.907	20.957	<b>30.424</b>	1:51.023	231	2	28.920	35.313	22.724	33.305	2:00.262	210
4	27.006	33.031	21.710	32.375	1:54.122	225	3	28.697	35.077	22.619	33.177	1:59.570	202
5	27.596	<b>32.010</b>	21.122	30.717	1:51.445	231	4	28.914	35.171	22.744	32.288	1:59.117	203
131 Paul RIGNEY (NSW) (18th)							5	<b>28.408</b>	<b>34.083</b>	<b>22.146</b>	<b>31.910</b>	<b>1:56.547</b>	209
1	36.732	32.765	21.792	31.355	2:02.644	183	778 Corey GLOCK (QLD) (14th)						
2	<b>27.441</b>	<b>32.625</b>	21.894	31.608	<b>1:53.568</b>	207	1	35.118	32.802	21.202	30.898	2:00.020	184
3	27.851	32.985	21.625	<b>31.520</b>	1:53.981	214	2	27.340	32.423	21.368	31.161	1:52.292	223
4	27.771	33.177	21.581	32.060	1:54.589	211	3	27.025	<b>32.117</b>	21.214	<b>30.722</b>	<b>1:51.078</b>	224
5	28.000	32.805	<b>21.257</b>	32.086	1:54.148	208	4	<b>27.019</b>	32.966	21.232	31.548	1:52.765	219
151 Phillip BEVAN (NSW) (12th)							5	27.252	32.155	<b>20.949</b>	30.780	1:51.136	222
1	33.843	32.353	20.949	30.882	1:58.027	186	816 Darren LARK (VIC) (27th)						
2	<b>26.690</b>	33.618	21.845	30.796	1:52.949	226	1	40.468	38.441	25.319	35.949	2:20.177	172
3	26.774	32.248	21.210	30.647	1:50.879	229	2	<b>32.586</b>	38.841	<b>25.399</b>	36.347	<b>2:13.173</b>	189
4	26.870	33.384	21.472	31.024	1:52.750	225	3	33.019	<b>38.834</b>	25.518	<b>36.014</b>	2:13.385	185
5	26.849	<b>31.750</b>	<b>20.834</b>	<b>30.561</b>	<b>1:49.994</b>	219	4	32.706	40.772	26.810	37.034	2:17.322	185
164 Ian SHORT (VIC) (DNF)													
1	34.651	32.389	20.851	31.133	<b>1:59.024</b>	195							

\*\*\* Rider 73 (Glenn CRUTCHLEY (VIC)) - 10 second penalty imposed by Clerk of Course for jumped start \*\*\*

The results are provisional until the end of the time limit for protests and appeals.

*Scott Laing*  
 Chief Timekeeper - Scott Laing

*Tom Williams*  
 Race Director - Tom Williams



www.computime.com.au  
 COMPUTIME RACE TIMING SYSTEMS PTY LTD



2023

Round 6 : October 27 - 29

Phillip Island GP Circuit



ASBK.COM.AU f t i y

SUPERBIKE MASTERS

Race 3

Date: 29/10/23  
Event: R16  
Weather: High cloud - Temp: 16.1C  
Track: Dry - Temp: 31.3C

Started at: 16:27:42  
Laps: 5  
Starters: 31  
Posted at: 16:43

PROVISIONAL FASTEST LAPS SEQUENCE

Lap	Race Pos	No	Name	Machine	Fastest Lap	On Lap
1	1	52	Ryan TAYLOR (VIC)	Suzuki GSXR 1100	1:47.829	1
2	1	43	Keo WATSON (NSW)	Yamaha FZR 1000	1:41.349	2

\*\*\* Rider 73 (Glenn CRUTCHLEY (VIC)) - 10 second penalty imposed by Clerk of Course for jumped start \*\*\*

The results are provisional until the end of the time limit for protests and appeals.

*Scott Laing*  
Chief Timekeeper - Scott Laing

*Tom Williams*  
Race Director - Tom Williams



www.computime.com.au  
COMPUTIME RACE TIMING SYSTEMS PTY LTD



2023

Round 6 : October 27 - 29



Phillip Island GP Circuit



ASBK.COM.AU f t i y

SUPERBIKE MASTERS

Race 3

Date: 29/10/23  
 Event: R16  
 Weather: High cloud - Temp: 16.1C  
 Track: Dry - Temp: 31.3C

Started at: 16:27:42  
 Laps: 5  
 Starters: 31  
 Posted at: 16:43

PROVISIONAL LAP SHEET

No	Lap Time	Gap	No	Lap Time	Gap	No	Lap Time	Gap	No	Lap Time	Gap	No	Lap Time	Gap
<b>Lap 1</b>			52	1:42.225	.157	76	1:44.492	10.694	23	1:51.074	40.839	289	1:54.775	1:09.897
52	1:47.829		36	1:42.371	1.693	49	1:46.325	13.869	3	1:54.320	41.336	21	1:57.507	1:16.332
43	1:48.548	.719	29	1:42.625	1.837	2	1:49.253	21.913	75	1:52.310	42.008	27	1:56.706	1:19.430
20	1:49.100	1.271	20	1:44.547	3.750	63	1:51.131	28.179	778	1:52.765	42.332	7	2:03.067	1:22.626
29	1:49.109	1.280	89a	1:43.510	7.287	3	1:52.487	29.294	107	1:54.122	42.526	82	1:59.838	1:29.543
36	1:49.219	1.390	76	1:45.390	7.850	151	1:50.879	30.310	45	1:53.594	46.045	747	1:56.547	1:30.095
49	1:52.350	4.521	49	1:46.739	9.192	107	1:51.023	30.682	131	1:54.589	50.959	64	1:59.188	1:31.269
76	1:52.357	4.528	50	1:48.015	12.969	778	1:51.078	31.845	289	1:54.055	57.392	22	2:01.754	1:38.440
89a	1:53.674	5.845	2	1:49.261	14.308	75	1:51.669	31.976	21	1:56.005	1:01.095			
50	1:54.851	7.022	3	1:51.009	18.455	23	1:50.323	32.043	7	1:57.126	1:01.829			
2	1:54.944	7.115	63	1:50.369	18.696	45	1:52.664	34.729	27	1:56.921	1:04.994			
3	1:57.343	9.514	151	1:52.949	21.079	73	1:53.336	35.790	82	2:00.048	1:11.975			
151	1:58.027	10.198	107	1:51.008	21.307	131	1:53.981	38.648	64	2:00.405	1:14.351			
63	1:58.224	10.395	75	1:52.872	21.955	289	1:55.342	45.615	747	1:59.117	1:15.818			
75	1:58.980	11.151	778	1:52.292	22.415	7	1:57.306	46.981	22	2:00.039	1:18.956			
164	1:59.024	11.195	23	1:50.848	23.368	21	1:57.369	47.368	<b>Lap 5</b>					
778	2:00.020	12.191	45	1:52.234	23.713	27	1:56.284	50.351	52	1:42.270				
73	2:00.155	12.326	73	1:53.844	24.102	82	1:58.792	54.205	43	1:42.504	.482			
107	2:00.196	12.367	131	1:53.568	26.315	64	1:58.613	56.224	29	1:42.417	.907			
45	2:01.376	13.547	7	1:56.790	31.323	50	2:24.982	56.303	36	1:42.601	2.514			
23	2:02.417	14.588	21	1:56.672	31.647	747	1:59.570	58.979	89a	1:43.419	10.042			
90	2:02.420	14.591	289	1:56.502	31.921	22	2:00.390	1:01.195	20	1:44.978	15.934			
131	2:02.644	14.815	27	1:56.699	35.715	816	2:13.385	1:35.190	76	1:45.697	17.005			
7	2:04.430	16.601	82	1:59.144	37.061	<b>Lap 4</b>			49	1:47.012	23.461			
21	2:04.872	17.043	64	1:58.770	39.259	52	1:42.016		816	2:17.322	1 lap			
289	2:05.316	17.487	747	2:00.262	41.057	43	1:42.526	.248	2	1:49.345	36.132			
82	2:07.814	19.985	22	2:01.682	42.453	29	1:41.386	.760	63	1:50.992	45.774			
27	2:08.913	21.084	816	2:13.173	1:03.453	36	1:42.056	2.183	23	1:48.833	47.402			
64	2:10.386	22.557	<b>Lap 3</b>			89a	1:42.892	8.893	151	1:49.994	48.506			
22	2:10.668	22.839	43	1:41.648		20	1:47.991	13.226	75	1:50.344	50.082			
747	2:10.692	22.863	52	1:41.753	.262	76	1:45.162	13.578	778	1:51.136	51.198			
816	2:20.177	32.348	29	1:41.463	1.652	49	1:47.128	18.719	107	1:51.445	51.701			
<b>Lap 2</b>			36	1:42.360	2.405	2	1:49.422	29.057	3	1:58.060	57.126			
43	1:41.349		20	1:45.411	7.513	63	1:51.151	37.052	45	1:53.377	57.152			
			89a	1:42.640	8.279	151	1:52.750	40.782	131	1:54.148	1:02.837			

\*\*\* Rider 73 (Glenn CRUTCHLEY (VIC)) - 10 second penalty imposed by Clerk of Course for jumped start \*\*\*

The results are provisional until the end of the time limit for protests and appeals.

*Scott Laing*  
 Chief Timekeeper - Scott Laing

*Tom Williams*  
 Race Director - Tom Williams



www.computime.com.au  
 COMPUTIME RACE TIMING SYSTEMS PTY LTD



2023

Round 6 : October 27 - 29

Phillip Island GP Circuit



ASBK.COM.AU f t i y

SUPERBIKE MASTERS

Race 3

Date: 29/10/23
Event: R16
Weather: High cloud - Temp: 16.1C
Track: Dry - Temp: 31.3C

Started at: 16:27:42
Laps: 5
Starters: 31
Posted at: 16:43

PROVISIONAL LAP CHART

Table with columns: Name, Grid, 1, 2, 3, 4, 5, Name. It tracks rider positions across 5 laps for 31 riders.

\*\*\* Rider 73 (Glenn CRUTCHLEY (VIC)) - 10 second penalty imposed by Clerk of Course for jumped start \*\*\*

The results are provisional until the end of the time limit for protests and appeals.

Signature of Scott Laing
Chief Timekeeper - Scott Laing

Signature of Tom Williams
Race Director - Tom Williams



www.computime.com.au
COMPUTIME RACE TIMING SYSTEMS PTY LTD





2023



Round 6 : October 27 - 29

Phillip Island GP Circuit



ASBK.COM.AU f t i y

SUPERBIKE MASTERS

Race 3

Date: 29/10/23  
 Event: R16  
 Weather: High cloud - Temp: 16.1C  
 Track: Dry - Temp: 31.3C

Started at: 16:27:42  
 Laps: 5  
 Starters: 31  
 Posted at: 16:43


PROVISIONAL BEST PARTIAL TIMES

Pos	Split 1		Split 2		Split 3		Split 4		LAP		Ideal	Fastest
	Name	Time	Name	Time	Name	Time	Name	Time	Name			
1	K. WATSON	24.301	S. CAMPBELL	29.173	M. CLARK	19.177	S. CAMPBELL	28.167	S. CAMPBELL	1:41.216	1:41.386	
2	R. TAYLOR	24.530	K. WATSON	29.223	R. TAYLOR	19.181	R. TAYLOR	28.265	K. WATSON	1:41.285	1:41.349	
3	S. CAMPBELL	24.598	R. TAYLOR	29.429	S. CAMPBELL	19.278	K. WATSON	28.340	R. TAYLOR	1:41.405	1:41.753	
4	J. PASSFIELD	24.646	M. CLARK	29.594	K. WATSON	19.421	M. CLARK	28.345	M. CLARK	1:41.806	1:42.056	
5	M. CLARK	24.690	J. PASSFIELD	29.890	J. PASSFIELD	19.517	J. PASSFIELD	28.549	J. PASSFIELD	1:42.602	1:42.640	
6	D. JOHNSON	24.934	S. WEBSTER	30.417	S. WEBSTER	19.572	S. WEBSTER	28.859	S. WEBSTER	1:43.925	1:44.492	
7	S. WEBSTER	25.077	D. JOHNSON	30.528	D. JOHNSON	19.822	D. JOHNSON	29.146	D. JOHNSON	1:44.430	1:44.547	
8	C. TURNER	25.768	C. TURNER	30.678	C. TURNER	20.095	C. TURNER	29.499	C. TURNER	1:46.040	1:46.325	
9	B. PHELAN	26.190	G. HINDLE	31.620	G. HINDLE	20.243	G. HINDLE	29.779	G. HINDLE	1:47.974	1:48.015	
10	L. FYFFE	26.306	B. PHELAN	31.696	L. FYFFE	20.431	B. PHELAN	30.077	B. PHELAN	1:48.503	1:49.253	
11	G. HINDLE	26.332	P. BEVAN	31.750	B. PHELAN	20.540	L. FYFFE	30.328	L. FYFFE	1:48.833	1:48.833	
12	A. BENNETT	26.585	L. FYFFE	31.768	R. GUNN	20.742	R. GUNN	30.424	P. BEVAN	1:49.835	1:49.994	
13	S. HARLEY	26.663	S. HARLEY	31.954	S. HARLEY	20.806	R. YOUNG	30.534	R. GUNN	1:49.911	1:51.008	
14	P. BEVAN	26.690	R. GUNN	32.010	A. BENNETT	20.812	S. HARLEY	30.550	S. HARLEY	1:49.973	1:50.344	
15	R. GUNN	26.735	R. YOUNG	32.110	P. BEVAN	20.834	P. BEVAN	30.561	R. YOUNG	1:50.369	1:50.369	
16	R. YOUNG	26.802	C. GLOCK	32.117	R. YOUNG	20.923	C. GLOCK	30.722	C. GLOCK	1:50.807	1:51.078	
17	C. GLOCK	27.019	A. BENNETT	32.552	C. GLOCK	20.949	G. CRUTCHLE	30.852	A. BENNETT	1:50.995	1:51.009	
18	E. HAAZER	27.082	E. HAAZER	32.607	P. RIGNEY	21.257	A. BENNETT	31.046	E. HAAZER	1:52.127	1:52.234	
19	G. CRUTCHLE	27.364	P. RIGNEY	32.625	M. POWELL	21.259	E. HAAZER	31.076	P. RIGNEY	1:52.843	1:53.568	
20	P. RIGNEY	27.441	M. POWELL	33.029	E. HAAZER	21.362	P. RIGNEY	31.520	G. CRUTCHLE	1:52.964	1:53.336	
21	D. ACKLAND	27.855	G. CRUTCHLE	33.166	G. CRUTCHLE	21.582	M. POWELL	31.522	M. POWELL	1:53.713	1:54.055	
22	M. POWELL	27.903	D. DAVIS	33.173	D. ACKLAND	21.790	A. BROMLEY	31.910	D. ACKLAND	1:55.649	1:56.005	
23	L. BUDNIAK	28.378	D. ACKLAND	33.465	L. BUDNIAK	21.978	L. BUDNIAK	32.084	L. BUDNIAK	1:56.048	1:56.284	
24	A. BROMLEY	28.408	L. BUDNIAK	33.608	D. DAVIS	22.046	D. DAVIS	32.180	D. DAVIS	1:56.224	1:56.790	
25	R. COUTTS	28.723	A. BROMLEY	34.083	A. BROMLEY	22.146	P. PARLETT	32.374	A. BROMLEY	1:56.547	1:56.547	
26	D. DAVIS	28.825	P. PARLETT	34.145	R. COUTTS	22.242	D. ACKLAND	32.539	P. PARLETT	1:57.970	1:58.613	
27	P. PARLETT	28.964	R. COUTTS	34.440	P. PARLETT	22.487	K. WEBB	32.776	R. COUTTS	1:58.209	1:58.792	
28	K. WEBB	29.352	K. WEBB	35.047	K. WEBB	22.571	R. COUTTS	32.804	K. WEBB	1:59.746	2:00.039	
29	D. LARK	32.586	D. LARK	38.834	D. LARK	25.399	D. LARK	36.014	D. LARK	2:12.833	2:13.173	

\*\*\* Rider 73 (Glenn CRUTCHLEY (VIC)) - 10 second penalty imposed by Clerk of Course for jumped start \*\*\*

The results are provisional until the end of the time limit for protests and appeals.

  
 Chief Timekeeper - Scott Laing

  
 Race Director - Tom Williams



www.computime.com.au  
 COMPUTIME RACE TIMING SYSTEMS PTY LTD



**2023****Round 6 : October 27 - 29****Phillip Island GP Circuit**
**ASBK.COM.AU** f t i y

**SUPERBIKE MASTERS  
PROVISIONAL ROUND POINTS**
**SUPERBIKE MASTERS - OVERALL**

Pos	No	Name	Rnd 2 Race 1	Rnd 2 Race 2	Rnd 2 Race 3	Total
1	52	Ryan TAYLOR	18	25	25	68
2	43	Keo WATSON	25	18	20	63
3	36	Murray CLARK	20	20	17	57
4	29	Scott CAMPBELL	17	17	18	52
5	49	Corey TURNER	16	16	13	45
6	20	David JOHNSON	12	15	15	42
7	76	Scott WEBSTER	15	13	14	42
8	2	Brad PHELAN	13	12	12	37
9	50	Glenn HINDLE	14	14		28
10	63	Robert YOUNG	8	7	11	26
11	23	Laurie FYFFE	7	9	10	26
12	151	Phillip BEVAN	5	10	9	24
13	75	Steven HARLEY	10	5	8	23
14	778	Corey GLOCK	6	6	7	19
15	107	Roger GUNN		11	6	17
16	89a	Jack PASSFIELD			16	16
17	3	Aaron BENNETT	11		5	16
18	45	Edwin HAAZER	4	4	4	12
19	89	Stuart WOODBURY	3	8		11
20	9	Dean CASTLETON	9			9
21	131	Paul RIGNEY		2	3	5
22	90	Michael MOLONEY		3		3
23	289	Mark POWELL			2	2
24	73	Glenn CRUTCHLEY	1	1		2
25	164	Ian SHORT	2			2
26	21	Denis ACKLAND			1	1

**SUPERBIKE MASTERS - PERIOD 5 F1**

Pos	No	Name	Rnd 2 Race 1	Rnd 2 Race 2	Rnd 2 Race 3	Total
1	76	Scott WEBSTER	25	20	25	70
2	7	Damion DAVIS	15	15	17	47
3	64	Paul PARLETT	16	13	16	45
4	50	Glenn HINDLE	20	25		45
5	23	Laurie FYFFE		17	20	37
6	107	Roger GUNN		18	18	36
7	73	Glenn CRUTCHLEY	17	16		33
8	8	Albert TEHENNEPE	14	14		28
9	164	Ian SHORT	18			18

*Scott Laing*  
.....  
Chief Timekeeper - Scott Laing

*Tom Williams*  
.....  
Race Director - Tom Williams



[www.computime.com.au](http://www.computime.com.au)  
**COMPUTIME RACE TIMING SYSTEMS PTY LTD**



**2023****Round 6 : October 27 - 29****Phillip Island GP Circuit**
**ASBK.COM.AU** f t i y

**SUPERBIKE MASTERS  
PROVISIONAL ROUND POINTS**
**SUPERBIKE MASTERS - PERIOD 5 UNLIMITED**

Pos	No	Name	Rnd 2 Race 1	Rnd 2 Race 2	Rnd 2 Race 3	Total
1	20	David JOHNSON	20	25	25	70
2	2	Brad PHELAN	25	20	20	65
3	45	Edwin HAAZER	17	18	17	52
4	131	Paul RIGNEY	16	16	16	48
5	21	Denis ACKLAND	14	15	15	44
6	82	Russell COUTTS	13	14	14	41
7	747	Allen BROMLEY	12	13	13	38
8	3	Aaron BENNETT	18		18	36
9	90	Mick MOLONEY	15	17		32


**SUPERBIKE MASTERS - PERIOD 6 FORMULA 750cc**

Pos	No	Name	Rnd 2 Race 1	Rnd 2 Race 2	Rnd 2 Race 3	Total
1	29	Scott CAMPBELL	25	25	25	75
2	49	Corey TURNER	20	20	20	60
3	63	Robert YOUNG	18	17	18	53
4	151	Phillip BEVAN	15	18	17	50
5	778	Corey GLOCK	16	16	16	48
6	289	Mark POWELL	14	15	15	44
7	22	Karen WEBB	13		14	27
8	816	Darren LARK	12		13	25
9	23	Laurie FYFFE	17			17

**SUPERBIKE MASTERS - PERIOD 6 FORMULA 1300cc**

Pos	No	Name	Rnd 2 Race 1	Rnd 2 Race 2	Rnd 2 Race 3	Total
1	52	Ryan TAYLOR	18	25	25	68
2	43	Keo WATSON	25	18	20	63
3	36	Murray CLARK	20	20	18	58
4	75	Steven HARLEY	17	16	16	49
5	27	Lech BUDNIAK	14	15	15	44
6	89	Stuart WOODBURY	15	17		32
7	89a	Jack PASSFIELD			17	17
8	9	Dean CASTLETON	16			16

  
 Chief Timekeeper - Scott Laing

  
 Race Director - Tom Williams


**www.computime.com.au**  
**COMPUTIME RACE TIMING SYSTEMS PTY LTD**



2023



Round 6 : October 27 - 29

Phillip Island GP Circuit



ASBK.COM.AU f t i y

## SUPERBIKE MASTERS PROVISIONAL PROGRESSIVE SERIES POINTS

### SUPERBIKE MASTERS - OVERALL

Pos	No	Name	Rnd 1 SMSP	Rnd 2 Race 1	Rnd 2 Race 2	Rnd 2 Race 3	Total
1	43	Keo WATSON	75	25	18	20	138
2	36	Murray CLARK	32	20	20	17	89
3	2	Brad PHELAN	43	13	12	12	80
4	63	Robert YOUNG	44	8	7	11	70
5	52	Ryan TAYLOR		18	25	25	68
6	778	Corey GLOCK	44	6	6	7	63
7	11a	Troy CORSER	60				60
8	76	Scott WEBSTER	15	15	13	14	57
9	29	Scott CAMPBELL		17	17	18	52
10	3	Aaron BENNETT	36	11		5	52
11	107	Roger GUNN	35		11	6	52
12	49	Corey TURNER		16	16	13	45
13	151	Phillip BEVAN	20	5	10	9	44
14	20	David JOHNSON		12	15	15	42
15	75	Steven HARLEY	17	10	5	8	40
16	50	Glenn HINDLE	10	14	14		38
17	62	Phillip BURKE	36				36
18	37	Brian BOLSTER	34				34
19	23	Laurie FYFFE	5	7	9	10	31
20	190	Greg AVERY	25				25
21	12	Richard EASTON	25				25
22	131	Paul RIGNEY	13		2	3	18
23	89a	Jack PASSFIELD				16	16
24	48	Paul PARLETT	16				16
25	7	Damion DAVIS	13				13
26	45	Edwin HAAZER		4	4	4	12
27	89	Stuart WOODBURY		3	8		11
28	79	Stephen KAIRL	10				10
29	9	Dean CASTLETON		9			9
30	110	Ross DOBSON	8				8
31	4	Patrick POVOLNY	5				5
32	24	Mick JOHNSTON	4				4
33	90	Michael MOLONEY			3		3
34	73	Glenn CRUTCHLEY		1	1		2
35	164	Ian SHORT		2			2
36	289	Mark POWELL				2	2
37	64a	Andrew RELPH	2				2
38	21	Denis ACKLAND				1	1

*Scott Laing*  
Chief Timekeeper - Scott Laing

*Tom Williams*  
Race Director - Tom Williams



www.computime.com.au  
COMPUTIME RACE TIMING SYSTEMS PTY LTD



**2023****Round 6 : October 27 - 29****Phillip Island GP Circuit**
**ASBK.COM.AU** f t i y

**SUPERBIKE MASTERS  
PROVISIONAL PROGRESSIVE SERIES POINTS**
**SUPERBIKE MASTERS - PERIOD 5 F1**

Pos	No	Name	Rnd 1 SMSP	Rnd 2 Race 1	Rnd 2 Race 2	Rnd 2 Race 3	Total
1	76	Scott WEBSTER	33	25	20	25	103
2	7	Damion DAVIS	47	15	15	17	94
3	64	Paul PARLETT	48	16	13	16	93
4	107	Roger GUNN	55		18	18	91
5	11a	Troy CORSER	75				75
6	50	Glenn HINDLE	18	20	25		63
7	190	Greg AVERY	40				40
8	23	Laurie FYFFE			17	20	37
9	73	Glenn CRUTCHLEY		17	16		33
10	8	Albert TEHENNEPE		14	14		28
11	164	Ian SHORT		18			18

**SUPERBIKE MASTERS - PERIOD 5 UNLIMITED**

Pos	No	Name	Rnd 1 SMSP	Rnd 2 Race 1	Rnd 2 Race 2	Rnd 2 Race 3	Total
1	2	Brad PHELAN	65	25	20	20	130
2	131	Paul RIGNEY	53	16	16	16	101
3	3	Aaron BENNETT	50	18		18	86
4	20	David JOHNSON		20	25	25	70
5	110	Ross DOBSON	53				53
6	45	Edwin HAAZER		17	18	17	52
7	21	Denis ACKLAND		14	15	15	44
8	82	Russell COUTTS		13	14	14	41
9	747	Allen BROMLEY		12	13	13	38
10	90	Mick MOLONEY		15	17		32
11	4	Patrick POVOLNY	18				18

**SUPERBIKE MASTERS - PERIOD 6 FORMULA 750cc**

Pos	No	Name	Rnd 1 SMSP	Rnd 2 Race 1	Rnd 2 Race 2	Rnd 2 Race 3	Total
1	63	Robert YOUNG	70	18	17	18	123
2	778	Corey GLOCK	65	16	16	16	113
3	151	Phillip BEVAN	34	15	18	17	84
4	29	Scott CAMPBELL		25	25	25	75
5	49	Corey TURNER		20	20	20	60
6	62	Phillip BURKE	54				54
7	12	Richard EASTON	49				49
8	23	Laurie FYFFE	29	17			46
9	289	Mark POWELL		14	15	15	44
10	816	Darren LARK	11	12		13	36

Chief Timekeeper - Scott Laing

Race Director - Tom Williams



[www.computime.com.au](http://www.computime.com.au)  
COMPUTIME RACE TIMING SYSTEMS PTY LTD



**2023****Round 6 : October 27 - 29****Phillip Island GP Circuit**

ASBK.COM.AU

## SUPERBIKE MASTERS PROVISIONAL PROGRESSIVE SERIES POINTS

### SUPERBIKE MASTERS - PERIOD 6 FORMULA 750cc

Pos	No	Name	Rnd 1 SMSP	Rnd 2 Race 1	Rnd 2 Race 2	Rnd 2 Race 3	Total
11	24	Mick JOHNSTON	28				28
12	22	Karen WEBB		13		14	27
13	64a	Andrew RELPH	27				27
14	337	Gregory FARRELL	23				23
15	207	Kurt GRAINGER	12				12

### SUPERBIKE MASTERS - PERIOD 6 FORMULA 1300cc

Pos	No	Name	Rnd 1 SMSP	Rnd 2 Race 1	Rnd 2 Race 2	Rnd 2 Race 3	Total
1	43	Keo WATSON	75	25	18	20	138
2	36	Murray CLARK	38	20	20	18	96
3	75	Steven HARLEY	35	17	16	16	84
4	52	Ryan TAYLOR		18	25	25	68
5	27	Lech BUDNIAK		14	15	15	44
6	37	Brian BOLSTER	40				40
7	79	Stephen KAIRL	35				35
8	89	Stuart WOODBURY		15	17		32
9	89a	Jack PASSFIELD				17	17
10	9	Dean CASTLETON		16			16

Chief Timekeeper - Scott Laing

Race Director - Tom Williams



[www.computime.com.au](http://www.computime.com.au)  
**COMPUTIME RACE TIMING SYSTEMS PTY LTD**



2023



Round 6 : October 27 - 29

Phillip Island GP Circuit



ASBK.COM.AU f t i y

SUPERBIKE MASTERS

Race 3

Date: 29/10/23  
Event: R16  
Weather: High cloud - Temp: 16.1C  
Track: Dry - Temp: 31.3C

Started at: 16:27:42  
Laps: 5  
Starters: 31  
Posted at: 16:43

PROVISIONAL RACE INFORMATION

Time	Description
16:24:18	PIT EXIT OPEN
16:25:25	PIT EXIT CLOSED
16:25:33	WARM UP LAP STARTED
16:26:26	Track temps: 34.4C (SF) / 31.8C (i1) / 30.9C (i2) / 28.2 (i3)
16:27:42	Event Start
16:30:37	Rider 73 (Glenn CRUTCHLEY) JUMP START PENALTY - 10 SECONDS
16:31:27	Rider 164 (Ian SHORT) STOPPED - MECHANICAL
16:32:47	Rider 90 (Michael MOLONEY) STOPPED - MECHANICAL
16:34:34	Rider 50 (Glenn HINDLE) STOPPED MECHANICAL - START/FINISH
16:35:50	Rider 73 (Glenn CRUTCHLEY) STOPPED - MECHANICAL - TURN 2/3
16:36:18	Chequered Flag
16:39:00	Event Finish
16:40:04	Rider 3 (Aaron BENNETT) CRASHED AFTER FINISH PRIOR TO TURN 1

\*\*\* Rider 73 (Glenn CRUTCHLEY (VIC)) - 10 second penalty imposed by Clerk of Course for jumped start \*\*\*

The results are provisional until the end of the time limit for protests and appeals.

.....  
Chief Timekeeper - Scott Laing

.....  
Race Director - Tom Williams



www.computime.com.au  
COMPUTIME RACE TIMING SYSTEMS PTY LTD

